
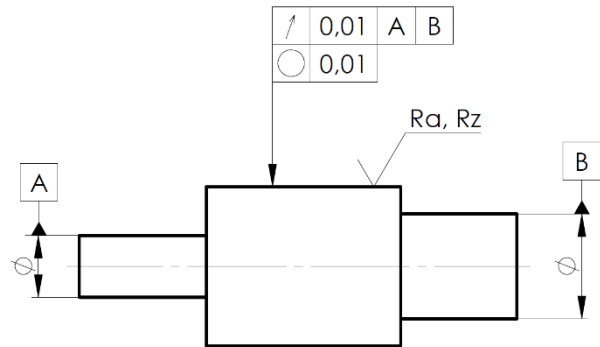


Concentricity measuring device Semi-automatic



- Semi-automatic measuring device for tolerance measurement on rotationally symmetrical parts
- Measuring principle: Axial rotation of the test piece by means of a drive belt and simultaneous scan by measuring sensors
- Clear display of the measurement results (graphic with colour change)
- Various measuring inserts to match the scan surface on the test piece
- Test pieces can be quickly changed by swivelling out the measuring carriage
- Easy installation of adapters, stops and measuring sensors
Changing devices for various test pieces
- Optional: Storage of measured data
Determination of the surface quality with the roughness measuring device



Technical Data

Test pieces Rotationally symmetrical parts

Test pieces without centring hole

Length 40...250 mm
 Test diameter 0...200 mm
 Bearing journal diameter 3...70 mm
 Diameter difference 0...20 mm (bearing journal)

Test pieces with centring hole

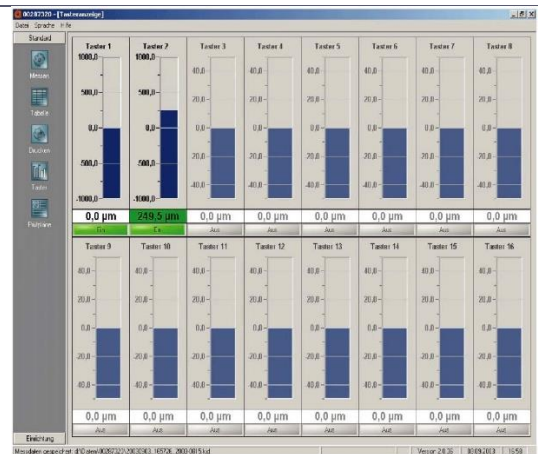
Length 0...250 mm
 Test diameter 0...100 mm

Realisable measuring tasks

Shape tolerance determination Concentricity, roundness
 Optional Surface parameters Ra, Rz

Measurement data processing

Hardware Mecc PC,
 Operating system Windows
 Measuring data software IBR ComGage®
 Visualisation Monitor
 Storage (optional) csv file, Q-DAS



Basic unit dimensions (without PC and monitor)

Width x depth x height 340 x 400 x 290 mm (basic unit without PC and monitor)
 Weight approx. 35 kg

Optional accessories

Roughness measuring device
 Fine adjustment of the height adjustment with spindles
 Various measuring inserts, stops, test piece holders, ...